


SHOWER  
Contemporary Showerhead with  
Ceiling Arm  
**G-8311**

---

**GRAFF®**



### **Information**

- 8" low-profile rain showerhead
- 12" shower arm includes flange
- 169 no-clog, easy-clean rubber spray nozzles
- Showerhead flow rate  $\leq 1.8$  max gpm
- CALGreen

## G-8311

### Contemporary Showerhead with Ceiling Arm



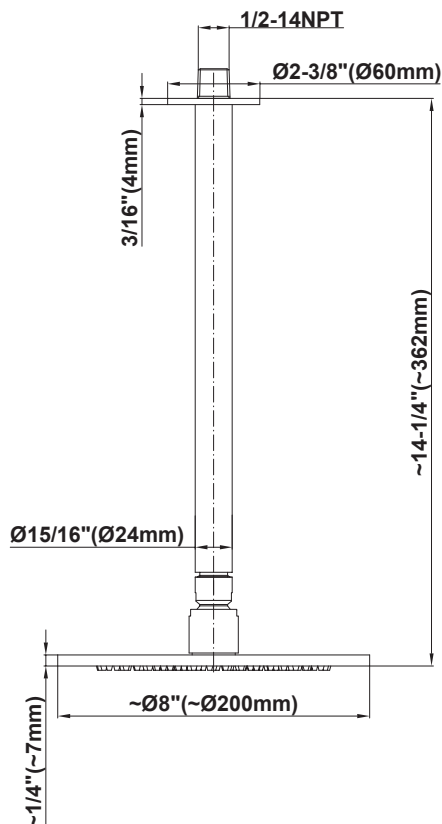
#### Product Features

- 1/4" thick, 8" round, low-profile rain showerhead
- 12" shower arm includes flange
- 169 no-clog, easy-clean rubber spray nozzles
- 1/2" NPT male thread inlet
- Showerhead flow rate ≤ 1.8 max gpm

#### Available Finishes

- Polished Chrome  
G-8311-PC
- Brushed Nickel  
G-8311-BNi
- Polished Nickel  
G-8311-PN
- Unfinished Brass\*  
G-8311-UB\*
- Steelnox  
G-8311-SN
- Olive Bronze\*  
G-8311-OB\*
- Architectural Black\*  
G-8311-BK\*
- Architectural White\*  
G-8311-WT\*
- Brushed Gold\*  
G-8311-BAU\*

\* Special order finish- call for availability



#### Code Compliance

- CALGreen

#### Warranty

- Limited lifetime warranty

For complete warranty information go to [www.graff-designs.com/en-nam/warranty](http://www.graff-designs.com/en-nam/warranty)

SHOWER  
8" Round Brass Showerhead  
**G-8449**

**GRAFF®**



**Information**

- 1/4" thick
- 169 no-clog, easy-clean rubber spray nozzles
- Recommended use with ceiling shower arm
- Recommended for use at no more than 10 degrees tilt
- Showerhead flow rate ≤ 1.8 max gpm
- CALGreen

**Finishes**



# G-8449

Aqua-Sense Collection  
Contemporary 8" Round Showerhead

**GRAFF**<sup>®</sup>  
CUTTING EDGE DESIGN

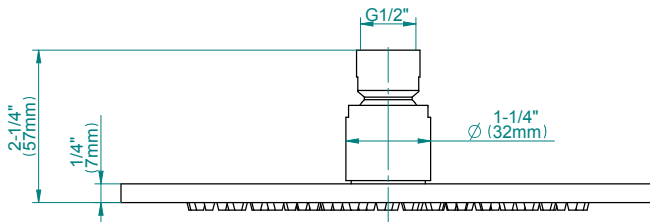
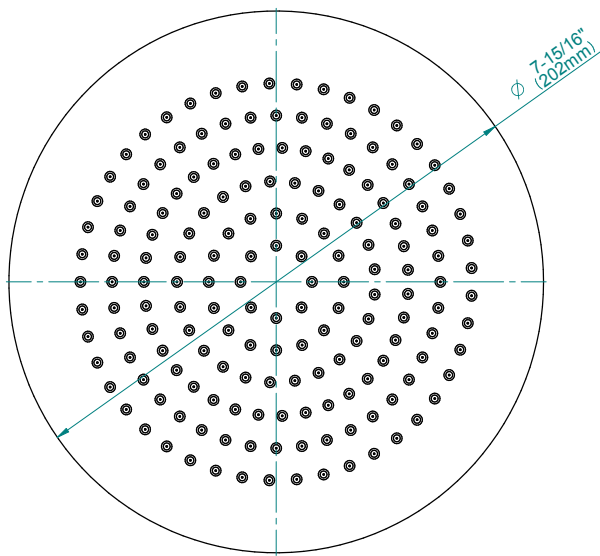
## Product Features

- 1/4" thick
- 169 no-clog, easy-clean rubber spray nozzles
- Showerhead flow rate  $\leq 1.8$  max gpm

## Available Finishes

- Polished Chrome  
G-8449-PC
- Brushed Nickel  
G-8449-PN
- Polished Nickel  
G-8449-BNi
- Unfinished Brass\*  
G-8449-UB\*
- Steinox  
G-8449-SN
- Olive Brass\*  
G-8449-OB\*
- Architectural Black with Chrome Accents\*  
G-8449-PC/BK\*
- Brushed Gold\*  
G-8449-BAU

\* Special order finish- call for availability



## Code Compliance

- CALGreen

## Warranty

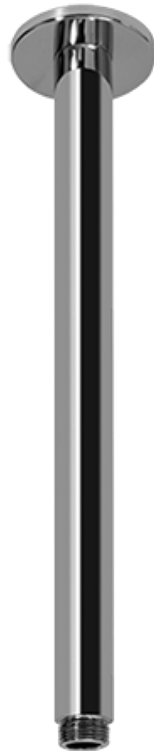
- Limited lifetime warranty

For complete warranty information go to [www.graff-designs.com/en-nam/warranty](http://www.graff-designs.com/en-nam/warranty)

The measurements shown are for reference only. Products and specifications shown are subject to change without notice. Revised 12/2017

[www.graff-designs.com](http://www.graff-designs.com) | phone: 800-954-4723


SHOWER  
 Contemporary 12" Ceiling Shower  
 Arm  
**G-8541**



**Information**

- Includes arm and solid round flange
- 1/2" NPT male thread inlet
- For use with all showerheads

**Finishes**

							
24K Gold	24K Brushed Gold	Brushed Brass PVD	Architectural Black™	Brushed Nickel	Brushed Onyx PVD®	Brushed OR'osa PVD®	Gunmetal
							
Gunmetal Distressed	Matte Black	Olive Bronze	Onyx PVD®	Polished Brass PVD	Polished Chrome	Polished Nickel	OR'osa PVD®
							
Steelnox® (Satin Nickel)	Unfinished Brass	Unfinished Brushed Brass	Vintage Brushed Brass	Architectural White			

# G-8541

