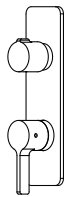


260.7000 | Single Output Shower W/ Rain Head



**COMPONENTS**

- HS1040 - 16" Shower Arm
- HSB.10R - 10" Shower Head
- 260.4000VT - Shower Trim
- TVH.2693 - 3/4" Shower Valve

**SHOWER VALVE:**

- Thermostatic shower valve
- Valve includes service stops
- Turn bottom handle to set temp.
- Top handle controls water volume

**SHOWER HEAD:**

- Solid brass construction
- 1.8 GPM flow rate

**STANDARDS:**

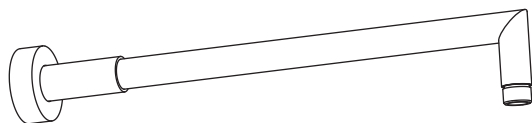
- ASME A112.18.1 / CSA B125.1

See individual component specification sheets on following pages for further details.

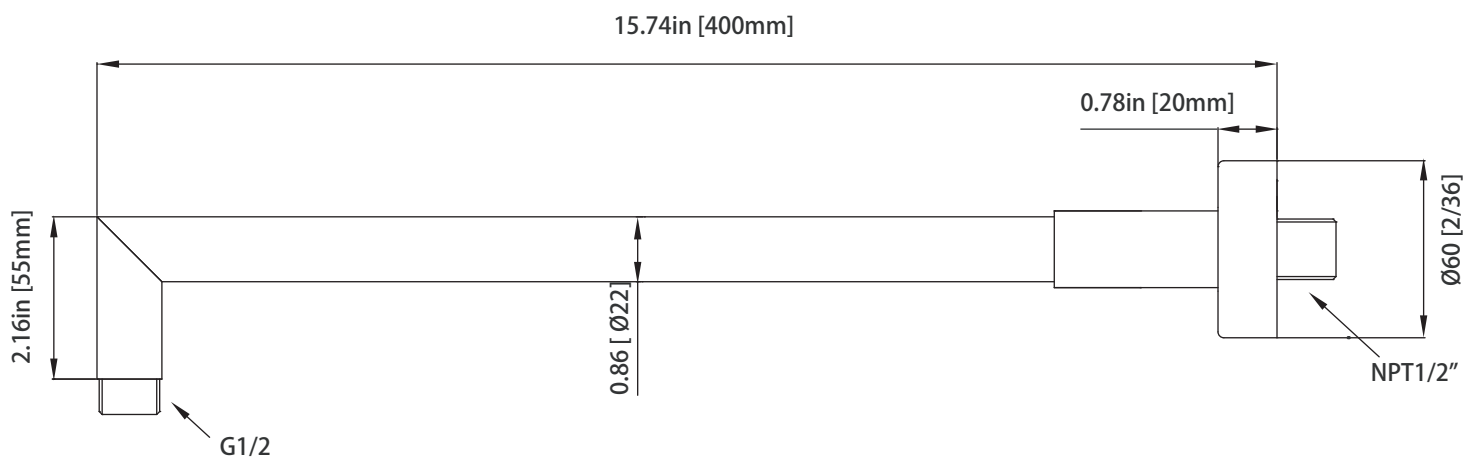
**HS1040 | Round Shower Arm - 400mm - 16"**

**SPECIFICATIONS:**

- Solid Brass Shower Head
- With Sliding Flange
- Use with HSB.7R Shower head



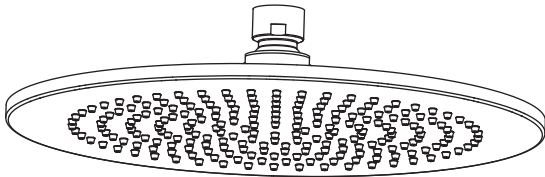
**Technical Diagram**



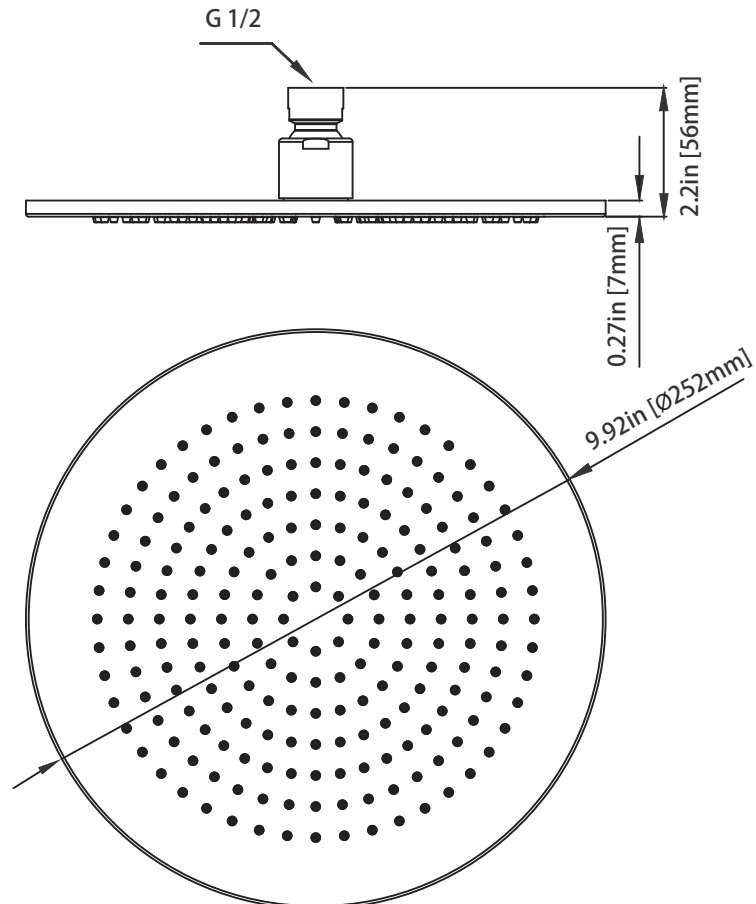
**HSB.10R | 10" Brass Shower Head**

**SPECIFICATIONS:**


- Solid Brass Shower Head
- Scrub rubber nozzles to easily clean water sediment
- 1.8 GPM Flow Rate
- 212 Nozzles



**Technical Diagram**



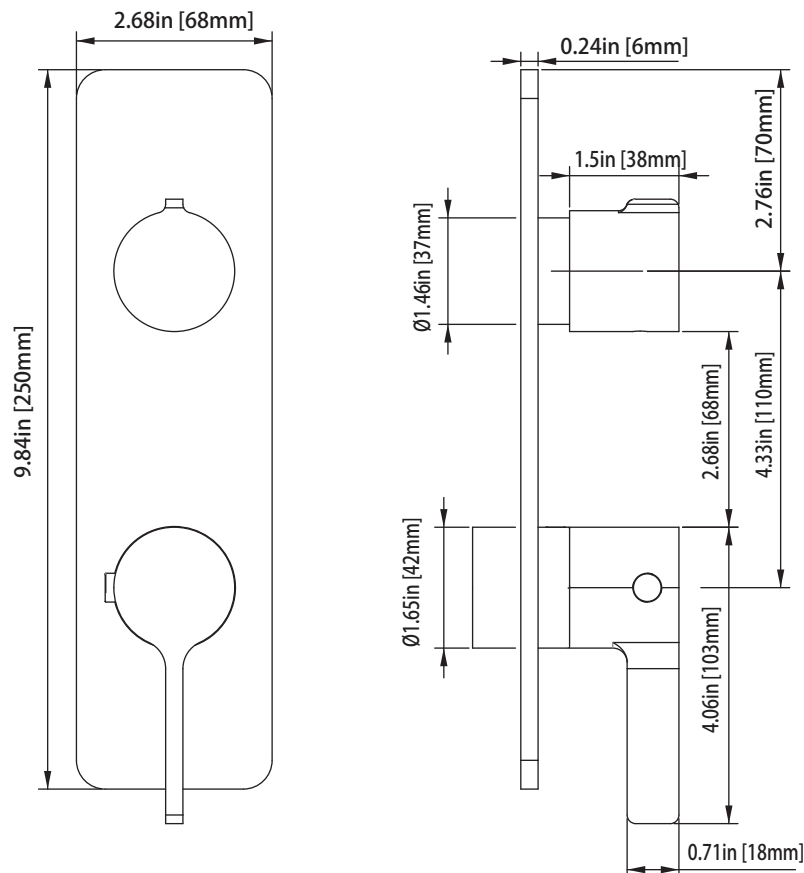
260.4000VT | Thermostatic Shower Trim



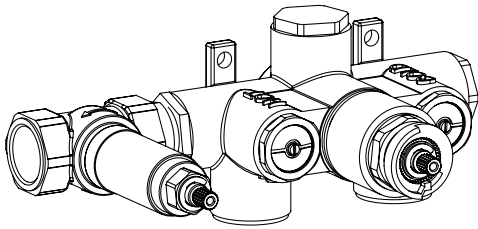
SPECIFICATIONS:

- Solid Brass construction
- Valve not included - Trim only
- Bottom knob controls temperature
- Top knob controls volume
- Use in tub filler or shower applications

Technical Diagram



**TVH.2693 | 3/4" Horizontal Thermostatic Valve With Volume Control - For Tub or Shower Applications**



**SPECIFICATIONS:**

- Solid Brass construction
- Single output
- Left handle controls temperature
- Right handle controls volume
- Use in tub filler or shower applications
- Thermostatic Valve Flow Rate - 8.0 GPM @ 60 PSI
- Extension Available - TVH.4101E\*\*

**STANDARDS:**

- ASME A112.18.1 / CSA B125.1

**Technical Diagram**

