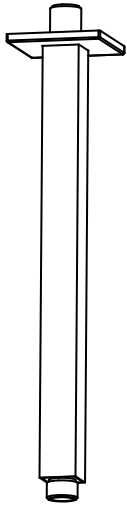


160.12CSA | Ceiling Mount Shower Arm - 12"



SPECIFICATIONS:

- Solid Brass Construction
- With Flange
- Also available in 6" (160.6CSA) and 8" Versions (160.8CSA)

FINISHES :

- Chrome - 160.12CSACP / Brushed Nickel - 160.12CSABN

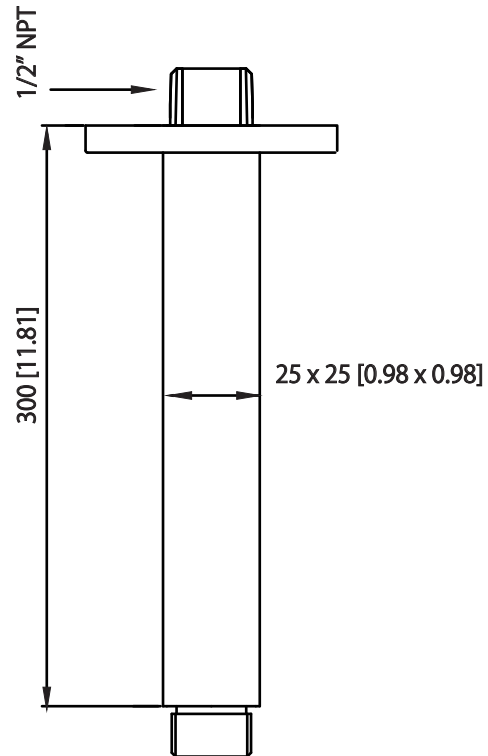
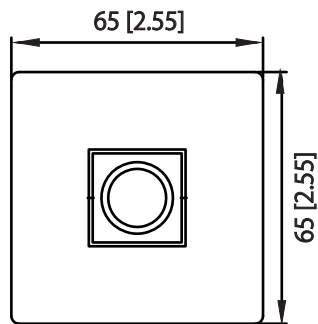
Legislation Compliance



ZeroDrip Technology



Technical Diagram



NOT TO SCALE