



100.4511 | 3/4" Volume Control

SPECIFICATIONS:

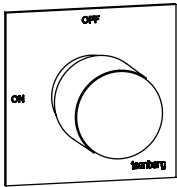
- Turn Handle to turn on/off water flow.
- Includes valve (TVH.4511)
- Valve Flow Rate - 13.0 GPM @ 60 PSI
- Extension Available - TVH.E137**

STANDARDS:

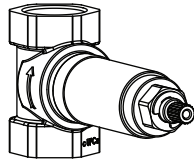
- ASME A112.18.1 / CSA B125.1

FAST SHIP FINISHES :

- Chrome - 100.4511CP, Brushed Nickel - 100.4511BN



Trim
[100.4511T**]



Valve
[TVH.4511]

Legislation Compliance

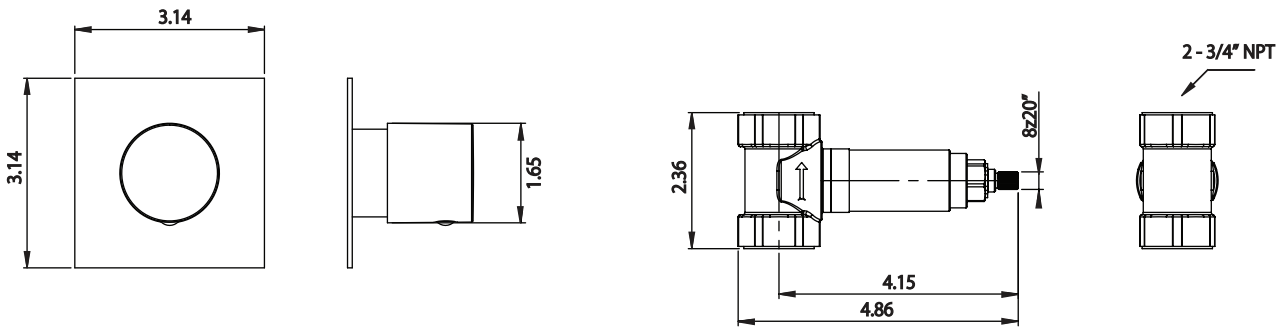


ZeroDrip Technology



Technical Diagram

See Spec Sheet For
TVH.4511 For Detailed
Information On Valve.



Water Flow Diagram

