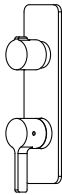


## 260.7000 | Single Output Shower W/ Rain Head



### COMPONENTS

- HS1040 - 16" Shower Arm
- HSB.10R - 10" Shower Head
- 260.4000VT - Shower Trim
- TVH.2693 - 3/4" Shower Valve

### SHOWER VALVE:

- Thermostatic shower valve
- Valve includes service stops
- Turn bottom handle to set temp.
- Top handle controls water volume

### SHOWER HEAD:

- Solid brass construction
- 1.8 GPM flow rate

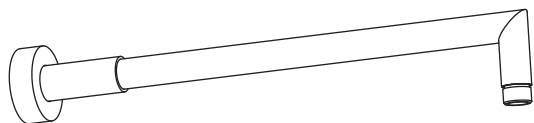
### STANDARDS:

- ASME A112.18.1 / CSA B125.1

See individual component specification sheets on following pages for further details.



## HS1040 | Round Shower Arm - 400mm - 16"



### SPECIFICATIONS:

- Solid Brass Shower Head
- With Sliding Flange
- Use with HSB.7R Shower head

### FINISHES :

- Chrome - HS1040CP / Brushed Nickel - HS1040BN

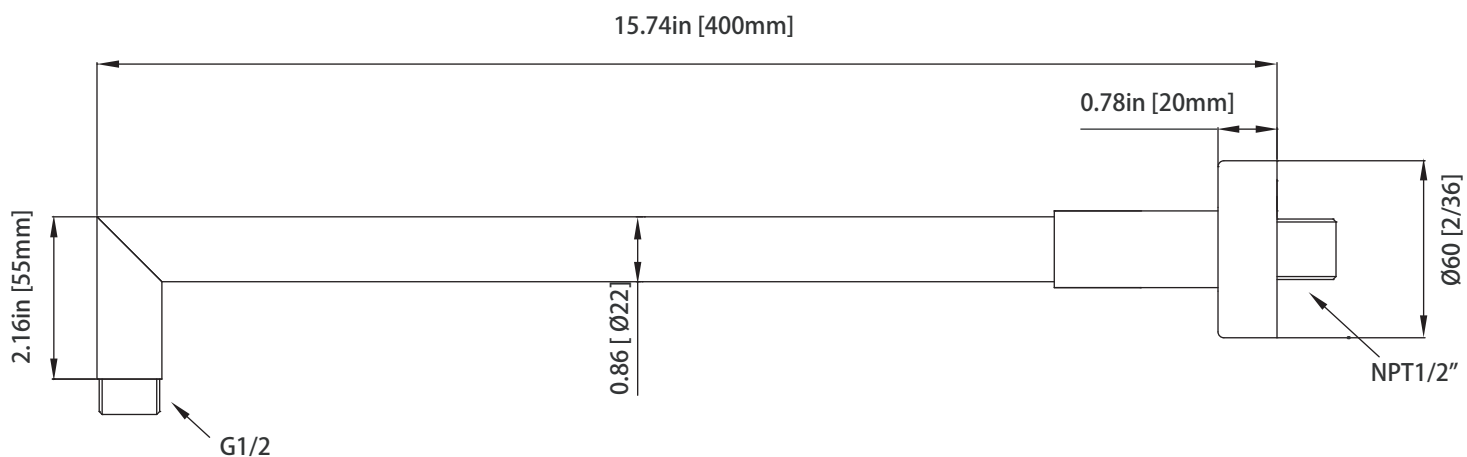
Legislation Compliance



ZeroDrip Technology



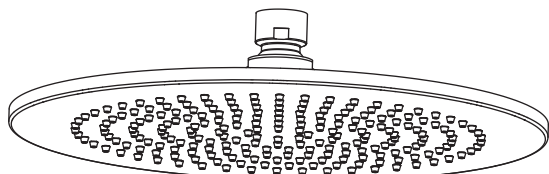
### Technical Diagram



## HSB.10R | 10" Brass Shower Head

### SPECIFICATIONS:

- Solid Brass Shower Head
- Scrub rubber nozzles to easily clean water sediment
- 1.8 GPM Flow Rate
- 212 Nozzles



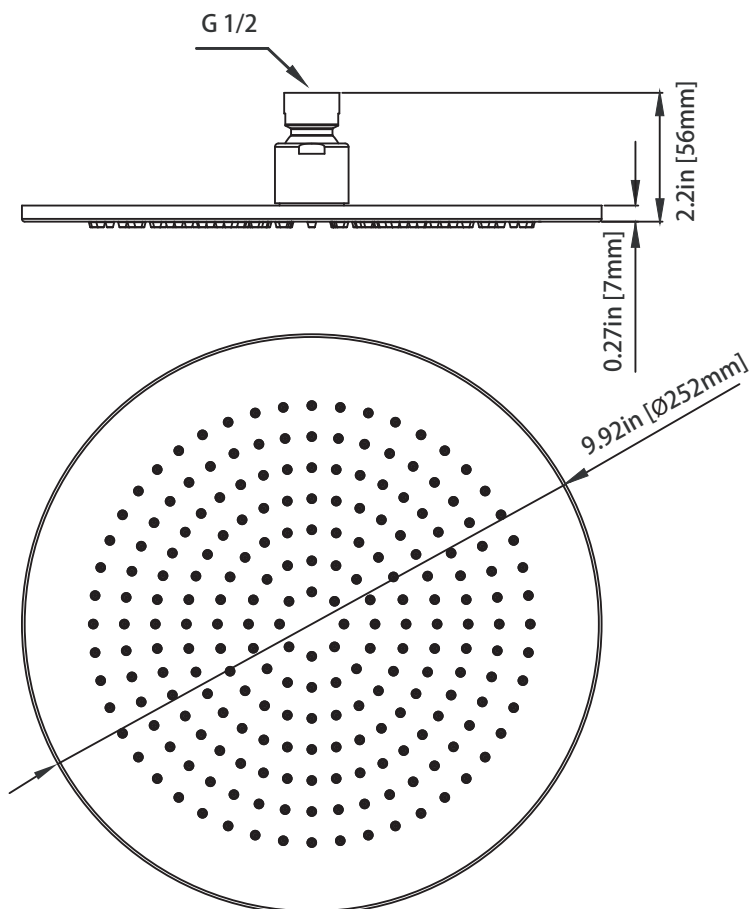
Legislation Compliance




ZeroDrip Technology



### Technical Diagram



**260.4000VT | Thermostatic Shower Trim**



**SPECIFICATIONS:**

- Solid Brass construction
- Valve not included - Trim only
- Bottom knob controls temperature
- Top knob controls volume
- Use in tub filler or shower applications

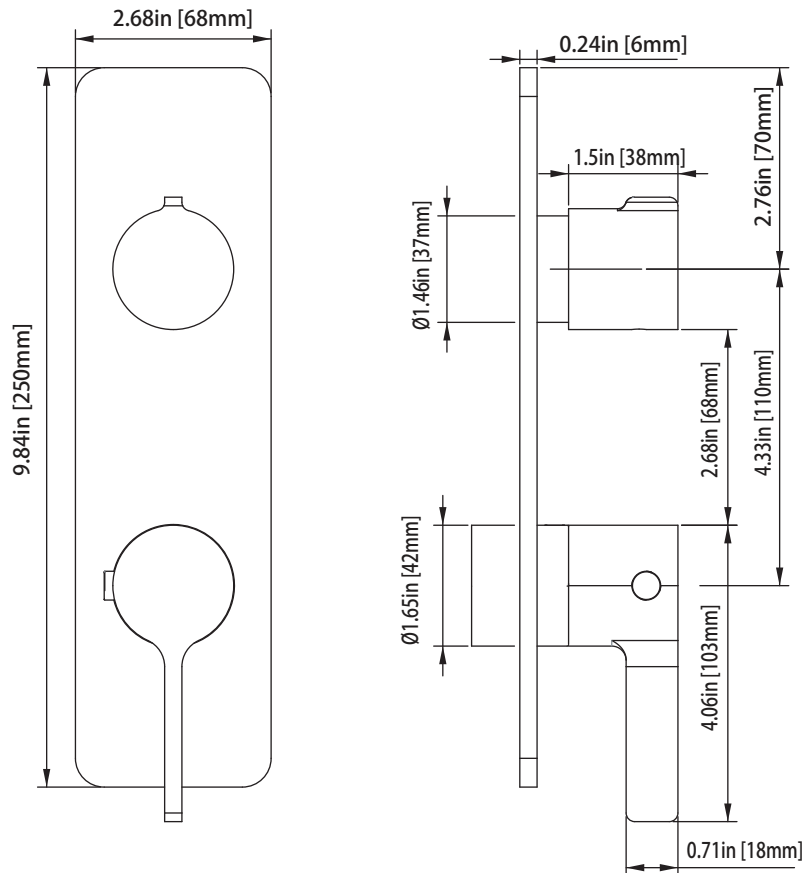
Legislation Compliance



ZeroDrip Technology



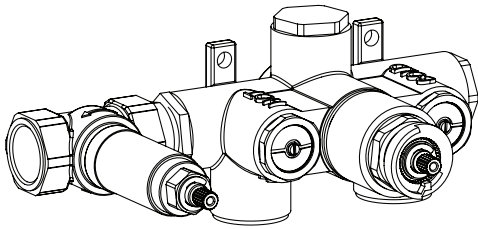
**Technical Diagram**





**TVH.2693 | 3/4" Horizontal Thermostatic Valve With Volume Control - For Tub or Shower Applications**

**SPECIFICATIONS:**



- Solid Brass construction
- Single output
- Left handle controls temperature
- Right handle controls volume
- Use in tub filler or shower applications
- Thermostatic Valve Flow Rate - 8.0 GPM @ 60 PSI
- Extension Available - TVH.4101E\*\*

**STANDARDS:**

- ASME A112.18.1 / CSA B125.1

Legislation Compliance

ZeroDrip Technology



**Technical Diagram**

